

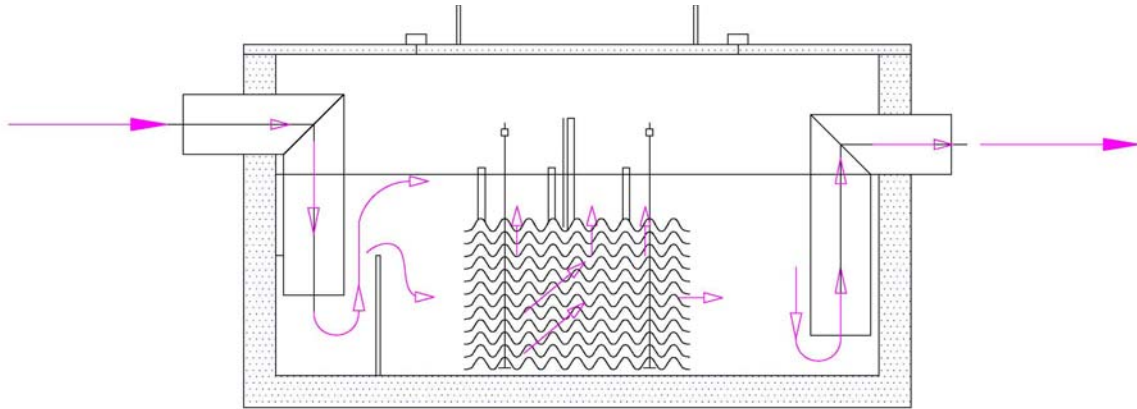


OIL SEPARATOR

MOBILE OIL SEPARATORS:

EREVOLIT


OIL-WATER SEPARATOR



according ON B5101

OIL-WATER SEPARATOR

More than 5000
units in operation!



COALESCENT PLATES



PLATE PACKS

HYDROCARBONS AND RESIDUAL OIL-WATER SEPARATOR

OIL CONTENT IN EFFLUENT WATER AFTER SEPARATOR LESS THAN 5 ppm

CAPACITIES : from 3 litres/second to 600 litres/second





OIL SEPARATORS

WITH POLYPROPYLENE TANK
INCLUDING SILT CHAMBER AND
COMPRESSED AIR OPERATED DIAPHRAGM PUMP



FREYLIT “PSF” series oil separators


Oil Separators with Polypropylene (PP) body including Oil Separator Chamber, Silt Chamber, and Oil Collection Tank

These units are particularly popular at harbours and ship wharfs for the removal of oils from bilge water generated in ships. The oily water is transferred by a positive displacement pump (screw pump or diaphragm pump) to the oil separator. The solids (dirt) contained in the waste water is settled in the silt chamber.

N.B. Do not use impeller or centrifugal pumps for transferring oily water to an oil separator in order to avoid causing emulsions.

The PSF series of oil separators can also be used for the removing and treating spilled oil in harbours. For this application FREYLIT can supply the necessary Floating Oil Skimmer. This oil skimmer floats on the surface of the waste water and collects oily water for transferring by positive displacement pump to the oil separator.

If the oily water is delivered by natural gravity only (laminar flow) it is possible to exceed the nominal flow rate of the separator. For Example, Model M+R6PSF has a nominal flow rate of 2000 litres/hour, if operated using a pump. If the oily water is fed by gravity only the flow rate can be up to 20,000 litres/hour, without compromising effluent water quality.



FRYLIT



120

